




## All in one heat pump water heater

All-in-one series heat pump water heater is specially designed for the residential hot water use. It can be invited wherever in your room and fused with furniture completely because of its elegant appearance.



All-in-one include enamel or stainless steel water tank, heater coil exchanger, controller

 	
<p>Enamel water tank: the enamel is brushed inside the water tank which is of high corrosion resistance and of great pressure bearing. Because the enamel makes the welding line of the stainless panel separate with the water, that prolongs the working life for the unit</p>	<p>stainless steel tanks used SUS304 stainless steel sheet material, physical and chemical properties of stability, water pollution, ensure clean water quality. because it involves the health and safety of domestic water, so its requirements are more stringent it has good corrosion resistance and between the resistance to intergranular corrosion, can resist the alkaline solution, and the vast majority Part of the organic and inorganic acids.</p>



heater coil exchanger : heater coil exchanger greatly enlarges the available contact surface between inner water tank and heat coil thus enhance the performance of heat pump water heater.

**Features:**

- >>> R134A refrigerant, environmentally friendly.
- >>> Higher water temperature output up to 65°C.
- >>> External condenser coil, more safety.
- >>> Adopt enamel or stainless steel inner tank
- >>> High pressure protection.
- >>> Defrost automatically.
- >>> With sterilization function.
- >>> WIFI function is optional.
- >>> MODBUS communication.
- >>> Full automatically operation.
- >>> With auxiliary electric heater.
- >>> Top air in/out with duct, free of cool air.

Model No.	MS-A-1.0P	MS-A-1.5P	MS-A-2.0P
<b>Heating Capacity at Air 20°C/15°C, Water Temperature from 15°C to 55°C</b>			
Heating Capacity (kW)	2.5		
Power Input (kW)	0.6		
COP	4.16		
Max Power Input (kW)	3		
Rated Current (A)	2.7		
Max Current (A)	15		
Power Supply	220V/1/50Hz		
Backup Electric Heater (W)	2000		
Refrigerant	R134a		
Net Dimension(mm)	Φ620×1750		
Package Dimension(mm)	700×700×1930		
Net Weight(Kg)	88		
Gross Weight(Kg)	106		
Noise (dB)	48		
Water tank volume(L)	200		
Working temperature range (°C)	-7~43		



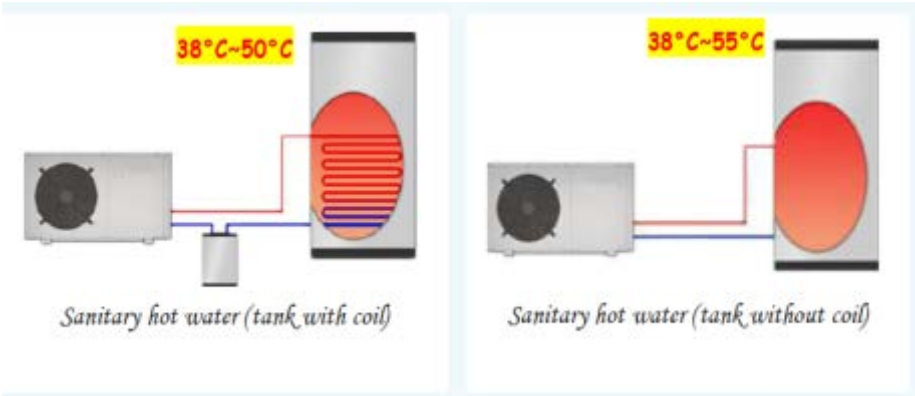
# Domestic split heat pump water heater

This series of Domestic Air/Water Heat Pump adopts high efficiency tube- in- shell heat exchanger and built in water pump inside the heat pump, which ensures not only high efficient performance of the system but also easy installation. Different from other ordinary Domestic Split System in installation, just simply connection the heat pump to the water tank by water piping, refrigerant pipe connection is not needed. The water tank connection with this heat pump does not have copper coil heat exchanger inside. which saves the cost of water tank.



**Features:**

1. Built- in highly efficient tube- in- shell heat exchanger and WILO water pump.
2. Compact design, more easy for installation, less space taken
3. With thermal insulation for all pipes, low heat loss.
4. High efficiency auto defrosting with revert circuit.
5. The wire controller is installed indoor, convenient for users.
6. Adopting paint steel cabinet, anticorrosion and durable.





Model No.	MS-D-1P	MS-D-1.5P	MS-D-2P
Power Supply	220V/1/50Hz		
Heating Capacity (kW)	3	5	7
Power Input (kW)	0.86	1.24	1.62
COP	3	4	4
Max Power Input (kW)	1.16	1.68	2.24
Max Current(A)	5.8	8.5	11.3
Refrigerant	R410a	R410a	R410a
Heat Exchanger	Titanium		
Air Flow Direction	Horizotal	Horizotal	Horizotal
Water Flow Volume (m <sup>3</sup> /h)	2.0	3.0	3.5
Net Dimensions(L*W*H) (mm)	936x385x550		1011x420x614
Working temperature range (°C)	-15~43		
Noise (dB)	48	48	50
Gross Weight (kg)	48	52	65
Water connection(mm)	50	50	50

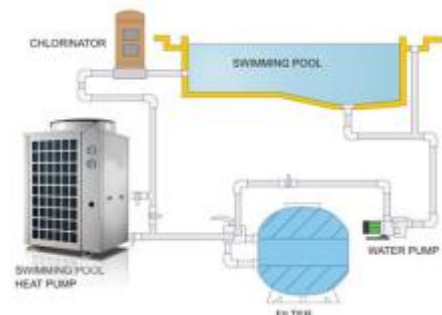
It is suitable for supply hot water and heating of family, villa, apartment, hotel, factory, school and hospital etc. in city and village.



# Swimming Pool Heat Pump

Millionsun swimming pool heat pump is a smart and reliable solution to heat the pool and spa. With most of the energy absorbed from the air, pool heat pumps can heat the pool and spa all year round with much less cost. Running at low cost without CO2 discharging, people can enjoy swimming or spa at pleasant water temperature all over the year.

Not just quieter and easier operation beyond your imagination, Millionsun swimming pool heat pumps also ensure constant and reliable pool water temperature for cooling/heating on every commercial occasions.



## Features:

- >>> R410A refrigerant, environmentally friendly.
- >>> Higher water temperature output up to 40°C.
- >>> Titanium heat ex-changer, corrosion resistance.
- >>> High pressure protection.
- >>> Defrost automatically.
- >>> With MODBUS communication.
- >>> Full automatically operation.



Model No.	MS-S-5P	MS-S-10P	MS-S-20P	MS-S-25P	MS-S-35P
Power Supply	380V/3/50Hz				
Cooling Capacity (kW)	18	36	56	85	120
Power Input (kW)	5.3	10.5	16.6	24.6	35.2
Max Power Input (kW)	6.9	13.2	20.1	29.1	48.5
Max Current(A)	12.3	23.5	35.9	52.2	87.0
Refrigerant	R410a				
Compressor Type	Scroll				
Heat Exchanger	Titanium				
Expansion Valve	Electronic				
Air Flow Direction	Vertical				
Water Flow Volume (m <sup>3</sup> /h)	10	20	30	50	70
Net Dimension (mm)	765×691×1055	1416×752×1055	1590×850×1500	2150×1078×2258	
Working temperature range (°C)	-15~43	-15~43	-15~43	-15~43	-15~43
Noise (dB)	≤60	≤65	≤68	≤70	≤70
Net Weight (kg)	120	250	460	760	900
Water connection	50	63	63	75	90



# Millionsun Commercial air source heat pump

Millionsun Commercial air source heat pump is designed for offering hot water for commercial use.



such as office. workshop. supermarket. school. and more.in order to achieve the required water temperature. large heat pump units that apply Unique“V” style evaporator design in a big strongpoint for this unit.it increases the evaporator space in air flow direction. which resulte in bigger effectiveair volume.it had been proved to be better efficiency by our testing. This design is also easier for the defrosting water to drain out. Scroll compressor with R410a/R22/R407c refrigerant is standard for this commercial air source heat pump.it is helpful to get better performance in low temperature.

High

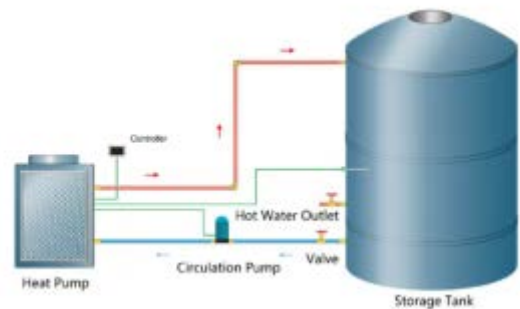
-efficiency:

Famous America Copeland Compressor;  
American tube in shell high efficiency heat exchanger;

Powder coated cabinet is attractive and economical;  
Emerson expansion valve is used to make the units have

accurate and stable function;

Saving cost as high as 60% ~ 80% compared with oil boiler, gas boiler, coal boiler, electricity water heater etc.



Model No.	MS-P-6P	MS-P-12P	MS-P-18P	MS-P-32P
Power Supply	380V/3/50Hz	380V/3/50Hz	380V/3/50Hz	380V/3/50Hz
Heating Capacity at Air 20°C/15°C, Water Temperature from 15°C to 55°C				
Heating Capacity (kW)	18	36	50	100
Power Input (kW)	4.2	8.3	11.5	22.6
COP	4.29	4.34	4.36	4.42
Max Power Input (kW)	6.9	13.2	16.8	36.5
Max Current(A)	12.3	23.5	31.5	68.1
Rated Hot Water(L/h)	380	770	1050	2100
Refrigerant	R410a	R410a	R410a	R410a
Compressor	Scroll	Scroll	Scroll	Scroll
Expansion Valve	Electronic	Electronic	Electronic	Electronic
Air Flow Direction	Vertical	Vertical	Vertical	Vertical
Water Flow Volume (m <sup>3</sup> /h)	4	8	10	18
Water Pressure Drop (kPa)	50	50	55	55
Dimensions(L*W*H)	765×691×1055	1416×752×1055	1252×1076×1865	2148×1076×2176
Working temperature range (°C)	-15~43	-15~43	-25~43	-25~43
Noise (dB)	≤60	≤65	≤65	≤70
Net Weight (kg)	160	259	450	800
Water connection(mm)	25	32	40	50

**Extensive application:**

Heat plus is designed with an advanced control logic specially for commercial application, which commits to a fast and stable hot water supply for users in various occasions, such as hotels, hospitals, schools, etc.

